

I/N News ... especially for you!

Lesson 1 - 2 Over 1 for Beginners Opening Bids and Responses / No Trump Forcing From Ateacherfirst.com

Why learn 2 Over 1 bidding? (2/1)

Inside This Issue:

When Opener bids 1 of a suit and Responder bids 2 of a suit, this is called 2 over 1 (abbreviated 2/1).

This means that Responder has opening points as well (13+). Game is forcing in a major 4♥ or 4♠ or 3NT. This does not mean that Game is guaranteed in a minor, however. Game in a minor (5♣ or 5♦) usually requires 29+ pts, but distribution is always a factor to be considered.

2/1 Game Force... Is it for you?
Lesson 1

Game Force is abbreviated GF.

What is the advantage of using 2/1 bidding?

Lesson 2
Bergen
Raises
Jacoby 2NT

The sooner that message of Game Force can be communicated to your partner, the better.

Requirements for a 2/1 GF response:

Lesson 3
Reverse
Drury

These are the requirements to use a 2/1 GF bid by Responder:

1. Opener must be in 1st or 2nd seat. (To explain: The dealer is in 1st seat. The next player to bid is in 2nd seat. If there are 2 or more passes on the table before the first player bids, then 2/1 GF response does not apply.)

Playing a Hand in INT

2. There cannot be an opening or intervening bid by opponent.

Why is this? Seat 3 could be a weak opening so a 2/1 GF bid does not apply.

Playing in 3NT

Seat 4 is not totally reliable to respond with a 2/1 bid as other considerations are made when opening in 4th seat. An overcall by your partner over a bid by opponent could be weak also. So to use a 2/1 bid meaning GF, the opening bid must have been made by your partner in 1st or 2nd seat – no exceptions to that!

Tournament Schedules

If this is too confusing for you already, then you may want to reconsider learning 2/1.

If you can handle this, then continue!

Here are the 2/1 Game Forcing bids:

Note: Responder's bid is showing 13+ HCPs and 4 of the suit bid, except for one situation (1♠ opening with 2♥ response promises 5 hearts).

1♦ (Opener) > 2♣ by Responder (1♥ or 1♠ response over 1♦ is not GF)

1♥ (Opener) > 2♣ or 2♦ by Responder (1♠ is not GF)

(continued on page 2)

1♠ (Opener) > 2♣ or 2♦ or 2♥ (5 hearts required) by Responder

(Lesson 1, continued from page 1)

Important to note:

1♣ (Opening Bid) — it is not possible to show GF after this.

Once a 2/1 response is made, both partners know that bidding should not stop until game is reached in a major or 3NT, so bidding can be slow.

To repeat, game may not be reachable in a minor with a 2/1 bid.

Once you decide to use 2/1 Game Forcing bids, you must have an alternative to respond with fewer than 12 points.

So, hand in hand with this bid, comes 1NT Forcing.

Requirements for 1NT Forcing:

1. Responder must have 6-11 points.
2. After a major suit opening bid (1♠ or 1♥) made in 1st or 2nd seat, 1NT is forcing for one round. When Responder bids 1NT, Opener must immediately say “Forcing” or “Forcing for one round” so that opponents know this is what it means.
3. After a minor suit opening bid, 1NT is not forcing. Bidding a 1NT response after a minor suit opening denies a 4-card major and 6-9 pts. Opener can pass.

Since Opener has 5 of a major when he opens 1♠ or 1♥, his usual response to partner’s 1NT Forcing bid is to bid his 4-card suit next. If Opener has 6 of a major, he should bid the major again at the 2 level. There are many other bids after this that can mean different things. This lesson is meant to be simple for beginners. Sometimes opener must bid his 5-card major suit again, even though he has just 5 in that major. Responder must be aware of that.

So without learning any more bids and to keep it simple, use the knowledge that a 2/1 bid is Game Forcing and a 1NT Forcing bid is showing 6-11 points with no fit for the major opening bid. After that, use your judgement and try to get to the best possible contract.

An intervening bid by opponent means that all these responding bids do not have the same meaning any more. Bid as you would normally taking into account what your partner’s bid meant and what the opponent’s bid meant.

If your partner opened in 1st or 2nd seat and you also have opening points, you have the majority of points in the deck, so you should be fighting hard for that contract. If the opponent bids anything in between, it could be just an overcall and s/he is attempting to compete for the contract.

An intervening double can be ignored and bidding can proceed according to 2/1 or whatever bidding system you are using. However, that is not to say that you should not pay attention to the double and what information the opponent is giving you by doubling. This knowledge can help considerably when playing out the hand.

Lesson 2 - 2 Over 1 for Beginners

Bergen Raises and Jacoby 2NT

Requirements:

These are the requirements to use Bergen raises or Jacoby 2NT by Responder:

1. Opener must be in 1st or 2nd seat. (Explained, this means: The dealer is considered to be in 1st seat. The next player to bid is in 2nd seat. If two or more players pass before the first player bids, then Bergen raises and Jacoby 2NT do not apply.)
2. There cannot be an opening or intervening bid by opponent.

Remember: Seat 3 or Seat 4 could be a weak opening or have other considerations, so these 2/1 bids do not apply when your partner opens in 3rd or 4th seat. An overcall by your partner over a bid by opponent could be weak also. So to use these bids, the opening bid must have been made by your partner in 1st or 2nd seat – no exceptions to that! And the opening bid must be a major suit. If Opener bid a minor or 1NT, these bids do not apply.

When do you use Bergen Raises or Jacoby 2NT?

You must have 4-card support for your Partner's major opening bid.

All of these bids are alertable by the Opener. As soon as the Responder bids any of them, the Opener must announce "Alert" and/or show the Alert card from the bidding box.

What is the reason for that?

The reason for the "Alert" is to show that these responses are all conventions and have different meanings from what would normally be expected. They do not mean the suit bid.

Bergen Raises and Jacoby 2NT:

(To repeat: When using these responses, you must have 4-card support for your partner's opening bid in a major suit which your partner opened in 1st or 2nd seat.)

You will indicate the strength of your hand, based on points, as follows:

8-9 HCPs > bid 3♣ Opener immediately says, "Alert!" (Bergen)

10-11 HCPs > bid 3♦ Opener immediately says, "Alert!" (Bergen)

12+ HCPs > bid 2NT Opener immediately says "Alert!" (Jacoby 2NT)

Jacoby 2NT is similar to Game Force (both partners know that game is attainable in the major suit), except now you have the "magical 9th trump."

A combination of your hands with 9 trump is extremely powerful.

If you open 1 of a major suit in 1st or 2nd seat and your partner responds with 2NT, you must alert that.

This is Jacoby 2NT.

(continued on page 4)

(Lesson 2, continued from page 3)

You are guaranteed to get to game in that major, and you may be able to bid slam with fewer points than usual.

Why? Because you have the “magic 9 trump”! This gives your hands extra strength.

After a Jacoby 2NT response, the Opener will next bid a short suit if he has one. This is also alertable, since it doesn't mean strength in that suit. In fact, it means the opposite. There are other bids with different meanings as well.

To keep it simple, just use the knowledge that Jacoby 2NT means 4-card support in that major and 12+ pts. Use that information and bid to game or initiate Blackwood as appropriate.

Remember, the suit has already been decided and agreed to, because you have 9 trump in the major.

Shortness means 1 card in that suit or a void.

So, for example, if the bidding goes like this:

Opener – 1♠ (in 1st or 2nd seat)

Responder – 2NT Opener immediately says, “Alert!”

Opener – 3♦ Responder immediately says, “Alert!”

The 3♦ bid means shortness in diamonds. This bid is alertable, since it does not indicate strength in diamonds. In fact, it means the opposite. If the Opener does not have shortness, he will just continue to bid his suit, knowing that his partner has 4-card support.

If you wish to know more about the responses to these bids, you will need to study 2 Over 1 bids in more depth. The partnership can use these bids to figure out if they can make slam or not. Obviously, a minimum of a game contract in the major is guaranteed after Jacoby 2NT.

To summarize:

After an opening bid of a major in 1st or 2nd seat, these responses can be used:

3♣ means 4-card support and 8-9 HCPs Alert! (Bergen)

3♦ means 4-card support and 10-11 HCPs Alert! (Bergen)

2NT means 4-card support and 12+ HCPs Alert! (Jacoby 2NT)

Use your judgement and try to get to the best possible contract.

Remember: These bids are only in effect if there are no intervening bids and the Opener is not overcalling. An intervening “double” can be ignored.

Lesson 3 - 2 Over 1 for Beginners

Reverse Drury

To recap, in Lesson 1 (using 2/1), you learned the 2/1 Game Forcing responses which require that the opening bid is made in 1st or 2nd seat. You also learned the 1NT Forcing bid by Responder, which requires that the opening bid is made in 1st or 2nd seat and the opening bid was either 1♥ or 1♠ (major suit). In Lesson 2, you learned Bergen Raises and Jacoby 2NT, which requires that the opening bid is made in 1st or 2nd seat and the opening bid was either 1♥ or 1♠ (major suit) and the Responder has 4-card support for the Opener's major suit.

Before continuing, review the above to ensure you understand it.

All of these bids so far require that the opening bid is made in 1st or 2nd seat.

If there are two or three passes on the table before the first player bids, none of those bids apply. If any opponent opens or makes an interfering bid, none of those bids apply. That is why, when playing competitive bridge where opponents are often very aggressive, you may rarely have a chance to use 2/1 bids. So when you do get to use them, both you and your partner will have to remember exactly what they mean and to use the "Alert" card when appropriate.

Lesson 3 will give you an option on how to respond when Partner opens with a major in 3rd or 4th seat (after 2 or 3 passes). As you would know by now, opening in 3rd or 4th seat does not always require full opening points.

Also, your partner knows that you do not have opening points, since you have already passed. If you have support for your partner's major and 10-12 pts, you can convey this information by using Reverse Drury.

Requirements for using Reverse Drury:

1. Opener must bid a major in 3rd or 4th seat. That is, there must be 2 or 3 passes before the Opener bids. If the Opener is your partner, you will have already passed.
2. You have 3 or more cards in your partner's major suit to support.
3. There can be no intervening bid by opponent.

When does Reverse Drury not apply? Do not use it in these situations!

1. Your partner opens in 1st or 2nd seat. (You have not yet bid or passed.)
2. Your partner opened in a minor suit in any seat.
3. Your partner opened 1NT.
4. One of the opponents bid.

(continued on page 6)

When do you use Reverse Drury?

You are the Responder. You must have 10-12 pts.

Your partner opened in a major suit (1♥ or 1♠) in 3rd or 4th seat and you have 3- or 4- card support. (I need to emphasize the seat – this is crucial to remember.)

Responder's Reverse Drury bids should be alerted by the Opener. As soon as the Responder bids them, the Opener must announce "Alert."

What is the reason for that?

Reverse Drury bids are conventions and have different meanings than might normally be expected. The Responder is not bidding his/her suit. S/he is bidding a minor suit which means support for the major.

Responder will indicate the strength of his hand (10-12 pts) and the number of cards to support his partner's major opening bid as follows:

With 3-card support, bid 2♣. Opener immediately says, "Alert!"

With 4-card support, bid 2♦. Opener immediately says, "Alert!"

Note: None of these apply with a minor or NT opening bid.

The partnership must be aware that once you adopt these 2/1 bidding conventions, many Standard American bids cannot be used. You must choose one system or the other. Another thing: By responding 1NT, be aware that it is not forcing when the major suit was bid in the 3rd or 4th seat.

Players must be very alert as to which seat opened when using 2/1 bids!

Two over one bidding is not for sleepy bridge players!

This lesson is meant to be simple for beginners. Use the knowledge that Reverse Drury gives you and also use your judgement and try to get to the best possible contract.

Also, remember that Opener could have a full opening bid in 3rd or 4th seat.

Reverse Drury immediately shows support (# of cards) and point count to help the Opener decide how high the bidding can go.

Make sure you and your partner know which system you are using, or you could become very confused!

Lesson 1 - Playing a NT Contract

Note: The complete layout of the four hands for this game is shown at the end of this lesson so the cards can be set up for practice with 4 players.

Bidding:

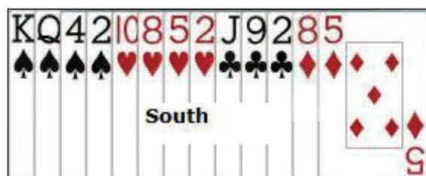
North is the dealer.



North has 16 HCPs, a balanced hand (no voids, no singletons and only 1 doubleton) and no 5-card major.

North opens 1NT.

East and West pass throughout.



South has 6 HCPs and no 5-card major.
South passes.

The final contract is 1NT by North. This is often the dreaded 1NT.

It can be difficult to make 7 tricks and sometimes the contract will not make. However, some strategy will help.

Playing the Hand:

East is on lead. East leads from his longest, strongest suit, which is diamonds. East leads the $\diamond 3$, the 4th highest in that suit.

The Dummy hand (South) comes down and North will pause to consider his strategy. It turns out that a lead in diamonds is to his advantage. East is leading towards North's tenace*! What luck! North should be aware that the opponent's longest suit is diamonds and North has only two stoppers in diamonds.

*tenace (pronounced "tennis") – two honor cards with a gap (e.g. A/Q, K/J); it's best to have the lead come around towards a tenace, rather than leading away from a tenace.

When playing a NT hand, the first thing to do is count your winners. Because of the lead, North can see 5 immediate winners: $A\spadesuit K\spadesuit Q\spadesuit$ and $A\diamondsuit Q\diamondsuit$. North needs 2 more winners.

The next thing North should do is to look at his longest suit which is hearts (8 cards). If the hearts split evenly (3-2), North will get 1 more winner with his 4th heart.

His best strategy is to start by leading a low heart toward the $\heartsuit 10$. So that's what he will do.

So the $\diamond 3$ is led, North plays the $\diamond 5$ or $\diamond 8$ from Dummy. West will likely play the $\diamond 10$ and North will take it with the $\diamond Q$. If West plays the $\diamond K$, then North will take it with the $\diamond A$. If West plays the $\diamond 7$, then North will take it with the $\diamond 9$.

(continued on page 8)

Trick #1

(The notation after a trick indicates a winner for Declarer and the X indicates a lost trick.)

Then North leads the ♥6. East must take the trick with either the A♥ or the Q♥. A low heart is played from Dummy.

Trick #2X.

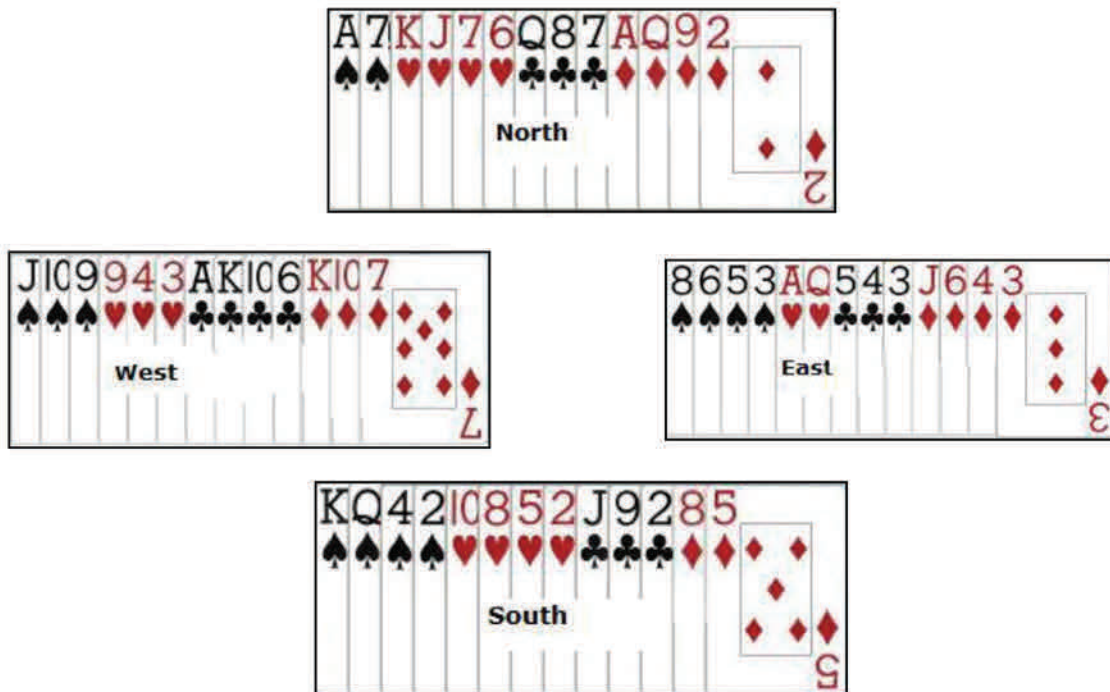
It's difficult to say how the game will be played after this. Perhaps East will lead another low diamond. In that case, North will again take the trick, overtaking whichever card West plays.

Trick #3

North will still concentrate on the hearts. He will lead low again, towards the ♥10 in Dummy. East has to play his remaining heart and will take the trick.

Trick #4X.

Now East may decide to play another diamond. If he does, he will end up with one winning diamond trick, but he needs to get the lead to play it. Depending on how the hand has been played, he might win a trick with his



Lesson 2 - Playing a NT Contract in 3NT

Note: The complete layout of the four hands for this game is shown at the end of this lesson so the cards can be set up for practice with 4 players.

Bidding:



North has 18 HCP, plus 1 pt for length.

North bids 1♦.

(West and East pass throughout.)



South has 9 HCP and responds 1♠.

North knows that South has 6+ pts and 4+ spades. North also knows they should be in game in NT.

North has three choices on his next bid:

- (1) Bid 3NT immediately or
- (2) bid 3♣, a jump shift, forcing, or
- (3) bid 2NT showing 18-19 pts and a balanced hand.

If North does either (2) or (3), South's next bid is 3♠, showing 5 spades, and then North will bid 3NT. In any case, the contract should end up at 3NT by North.

Playing the Hand:

Note: The hands may not play out exactly as indicated, but this is one possible scenario.

East will lead the first card. His fourth highest card from his longest, strongest unbid suit is ♥5.

South's dummy hand comes down and North must decide on a strategy. He has only 2 heart stoppers, but the lead gives him the option to play either the ♥A or ♥Q, depending on whether the ♥King appears or not.

Trick #1 — (The notation after a trick indicates a winner for N/S and the X indicates a lost trick.) North realizes that hearts is the dangerous suit, but he has one more stopper.

North counts his immediate winners: 2 hearts, 2 spades, no clubs (must lose 1 club to the ♣Ace, but will keep either the ♣King or ♣Queen to take one more trick later), 2 diamonds = 7 winners. North must find two more winners to make his contract.

North's longest suit is diamonds. He will play over to the ♦King and then lead back towards the ♦A/♦J, trying a finesse.

(continued on page 10)

Trick #2 (won by ♦King)

Trick #3X (when leading low towards the ♦A/♦J, the ♦Queen did not appear from West's hand, so North plays the ♦Jack and East's ♦Queen takes it). Finesses work only 50% of the time, so this should not be a surprise.

However, North's two small diamonds are now good. North knows he can now make the contract.

East will now play another heart. North will take it and has now lost all stoppers in hearts.

Trick #4. Before playing any more cards, North will play low toward his ♣Queen. Let's say West plays the Ace.

Trick 5X. West will play hearts next, so East/West take the next two tricks in hearts.


Trick 6X

Trick 7X No matter which suit E/W play next, North will take his two spade winners, his three diamond winners and his club winner.

Tricks 8, 9, 10, 11, 12, 13. (6 more winners + 3 previously = 9 winners)

Notice how important it is to keep track of how many cards have been played in each suit.

North may make more than 9 tricks, depending on how the hands are played out.



Look for more NT lessons in the Fall issue of the I/N News!

**Windy City
Silver Point
Sectional
University of IL at Chicago
750 S. Halsted Street**

Schedule (Only for Non-Life Masters)
0-500 "I/N"

Friday, July 7
10:00 a.m. Stratified Pairs
3:00 p.m. Stratified Pairs

Saturday, JULY 8
10:00 a.m. Stratified Pairs
3:00 p.m. Stratified Pairs

Sunday, July 9
10:00 a.m. Stratified Swiss Teams

Complimentary Lunch
Stratification:
0-100, 100-300, 300-500



Tournament Committee
Tournament Chair: Bob Young 847-280-1118 by8888@hotmail.com
I/N Chair: Frank Pancoe 630-269-5922 fpancoe@comcast.net
For further Information: www.bridgeinchicago.com

Summer Madness WUMBA Sectional

Fitchburg Community Center 5510 Lacy Road Fitchburg, (Madison) WI 53711

Friday August 4

9:00 299er Pair/Team Game
1:30 299er Pair/Team Game
6:30 299er Fast Pair Game

Saturday August 5

9:30 299er Pair/Team Game
2:00 299er Pair/Team Game

Sunday August 6

9:30 299er Single Session Swiss Teams

1:30 299er Single Session Swiss Teams Stratifications

****Free 299er chalk talk Friday & Saturday 30 min. before game time**

Partners guaranteed up to 1/2 hour before game time

Free play for ACBL members with less than 5 master points

Chairs: Chuck Vierthaler: chaslaur@gmail.com

Glenna Shannahan: gkshannahan@gmail.com

Partnership: David Raitt david.raitt1@gmail.com 608-257-0909



Note: We are no longer snail mailing any issues of this newsletter.

Snail mail has become cost prohibitive. The newsletters are available online only at the District 13 website.

To access the site and find the newsletters, go to:

<http://acbl-district13.org/ArticlesAndNewsletters.htm>

Newsletters at this address go back to 2001. You can read them, print them, and enjoy them from there.



New Playing Site!
Eagles Banquet Hall and Conference Center
 2588 Hwy 53, Lake Hallie WI
 (See back side of flyer for map)



REGIONAL CHAMPIONSHIP EVENTS SHOWN IN BLOCKED CAPS

Monday, 8/21	Friday, 8/25
7:00 PM KO A, #1/3 Charity Pairs	9:30 AM FRI A/X & GOLD RUSH PAIRS, #1/2 KO B, #2/3 Side Pairs, Series B
Tuesday, 8/22	2:00 PM FRI A/X & GOLD RUSH PAIRS, #2/2 KO B, #3/3 Side Pairs, Series C
9:30 AM TUES OPEN PAIRS, #1/2 KO A, #2/3 Side Pairs, Series A	7:00 PM "Dr. Walt Klein" 8-Is-Enough Swiss Side Pairs, Series C
2:00 PM TUES OPEN PAIRS, #2/2 KO A, #3/3 Side Pairs, Series A	Saturday, 8/26
7:00 PM Tues Side Swiss Side Pairs, Series A	9:30 AM COMPACT KO's (qualifying matches) Side Pairs, Series C 299er Morning Swiss
Wednesday, 8/23	2:00 PM COMPACT KO's (semifinals & finals) SAT OPEN PAIRS, #1/2 Side Pairs, Series C 299er Afternoon Pairs
9:30 AM WED A/X & GOLD RUSH PAIRS, #1/2 Side Pairs, Series A	7:00 PM SAT OPEN PAIRS, #2/2 Side Pairs, Series C 299er Evening Pairs
2:00 PM WED A/X & GOLD RUSH PAIRS, #2/2 Side Pairs, Series A	Sunday, 8/27
7:00 PM Wed Side Swiss Side Pairs, Series B	9:30 AM & TBA SUNDAY OPEN SWISS (two sessions) (Complementary buffet lunch included with Sunday entry)
Thursday, 8/24	Sanction #1708098, Flyer Version 3.1 Session fees \$13, with these exceptions: * ACBL youth entries \$7 with a valid student ID * Sat 299er entries \$10, with ACBL 0-5ers playing free! * Non & Unpaid ACBL members add \$4/event surcharge
9:30 AM THUR OPEN SWISS, #1/2 Side Pairs, Series B	
2:00 PM THUR OPEN SWISS, #2/2 Side Pairs, Series B	
7:00 PM KO B, #1/3 Side Pairs, Series B	

NOTES:

1. KOs may be bracketed or handicapped at director's discretion.
 2. Stratification based on pair/team masterpoint averages, as follows:
A/X PAIRS : A 5000+ / X 2000+ / Y 0-2000
GOLD RUSH EVENTS : A 500+ / B 200+ / C 0 to 200
CHARITY PAIRS, OPEN PAIRS, SIDE PAIRS, OPEN SWISS, SIDE SWISS : A 3000+ / B 1000+ to 3000 / C 0 to 1000
SATURDAY 299er STRATIFICATION AT DIRECTOR'S DISCRETION
*WALT KLEIN" 8-IS-ENOUGH SWISS FORMS TEAMS OF 8 OR LESS: 3000+ being "3s", 1000-3000 "2s", and 0-1000 "1s".
 3. Open Side Pairs events pay gold points to strat winners entering two or more events within a named side series.
 4. ACBL General Convention Chart is in force, with this exception: Midchart Conventions are allowable in bracketed Flight A KO's, provided midchart pairs carry two copies of ACBL-approved written defenses to their table for opponents' reference.
 5. Partnership desk will open 45 minutes prior to game times; pairings will continue until 10 minutes prior to game times.
- For best partnership assistance email eaucalire.chair@gmail.com a minimum of 4 hrs prior to game time, indicating needs.

**\$99.95 Holiday Inn Express rooms (w/ breakfast) available through July 21 -- phone 715-723-4654 to ask @ "bridge rate".
 Holiday Inn Express address: 12858 26th Ave, Chippewa Falls, WI 54729 (3 blocks from playing site).**

Cow-a-WUMBA



MADISON'S ORIGINAL

299er Sectional

Sept 22-24, 2017 | Madison, WI

SCHEDULE

FRIDAY, SEPT 22

9:30am Single Session
Stratified Pairs

2:30pm Single Session
Stratified Pairs

SATURDAY, SEPT 23

9:30am Single Session
Stratified Pairs

2:30pm Single Session
Stratified Pairs

SUNDAY, SEPT 24

9:30am Single Session
Swiss Teams

2:30pm Single Session
Swiss Teams

HOSPITALITY

- Novices with 0-5 points play free!
- Guest speakers Fri and Sat at 2pm
- Beverages and snacks available all day
- Bridge Club phone: 608.442.0644

LOCATION

Bridge Club of Madison
 2818 Todd Drive, Madison WI
 parking is limited | please carpool

HOTEL SUGGESTION

Super 8 Hotel
 1602 W Beltline Hwy, Madison WI
 Say "Cow-a-WUMBA" for \$85 rate available until Aug 22
 Includes pool, high speed internet, breakfast

TOURNAMENT CHAIRS

Glenna Shannahan 608.347.5827
gkshannahan@gmail.com
 Chuck Vierthaler 608.328.4355
chaslaur@gmail.com

PARTNERSHIP

Partners guaranteed up to 30 min before pair games
 Chuck Vierthaler 608.328.4355
chaslaur@gmail.com

STRATIFICATIONS

0-99, 0-199, 0-299 stratifications and pair/team games at director discretion

ENTRY FEE \$8/session



Milwaukee Summer Fun Regional

August 22 – 27, 2017

CROWNE PLAZA HOTEL: 6401 South 13th Street – Milwaukee WI
Directions: I-94 to Exit 319 (College Avenue)
 East one block to 13th Street - Then south one block to hotel
 Room Rate: \$103 if reservation made by July 22, 2017
 Phone: 414-764-5300 - BE SURE TO ASK FOR THE BRIDGE RATE



TUES - 22nd	9:30 AM	2:00 PM	7:30PM
Choice Stratiflighted Pairs A/X/Y	Choice Stratiflighted Pairs A/X/Y	Choice Stratiflighted Pairs A/X/Y	Choice Stratiflighted Pairs A/X/Y
Choice Gold Rush Pairs	Choice Gold Rush Pairs	Choice Gold Rush Pairs	Choice Gold Rush Pairs
ABC Side Pairs 1/6	ABC Side Pairs 2/6	ABC Side Pairs 3/6	ABC Side Pairs 4/6
	KO A 1/4	KO A 2/4	KO A 2/4
WED - 23rd	9:30 AM	2:00PM	7:30 PM
Choice Stratiflighted Pairs A/X/Y	Choice Stratiflighted Pairs A/X/Y	Choice Stratiflighted Pairs A/X/Y	Choice Stratiflighted Pairs A/X/Y
Choice Gold Rush Pairs	Choice Gold Rush Pairs	Choice Gold Rush Pairs	Choice Gold Rush Pairs
ABC Side Pairs 4/6	ABC Side Pairs 5/6	ABC Side Pairs 6/6	ABC Side Pairs 6/6
	KO A 3/4	KO A 4/4	KO A 4/4
THURS - 24th	9:30 AM	2:00 PM	7:30 PM
Stratiflighted Swiss Teams 1/2	Stratiflighted Swiss Teams 2/2	Stratiflighted Swiss Teams 2/2	Stratiflighted Swiss Teams 2/2
Gold Rush Swiss Teams 1/2	Gold Rush Swiss Teams 2/2	Gold Rush Swiss Teams 2/2	Gold Rush Swiss Teams 2/2
DEF Side Pairs 1/6	DEF Side Pairs 2/6	DEF Side Pairs 2/6	DEF Side Pairs 3/6
	DEF Side Pairs 3/6	DEF Side Pairs 3/6	DEF Side Pairs 3/6
FRI - 25th	9:30 AM	2:00 PM	7:30 PM
Choice Stratiflighted Pairs A/X/Y	Choice Stratiflighted Pairs A/X/Y	Choice Stratiflighted Pairs A/X/Y	Choice Stratiflighted Pairs A/X/Y
Choice Gold Rush Pairs	Choice Gold Rush Pairs	Choice Gold Rush Pairs	Choice Gold Rush Pairs
DEF Side Pairs 4/6	DEF Side Pairs 5/6	DEF Side Pairs 5/6	DEF Side Pairs 6/6
	DEF Side Pairs 6/6	DEF Side Pairs 6/6	DEF Side Pairs 6/6
SAT - 26th	9:30 AM	2:00 PM	7:30 PM
Choice Stratiflighted Pairs A/X/Y	Choice Stratiflighted Pairs A/X/Y	Choice Stratiflighted Pairs A/X/Y	Choice Stratiflighted Pairs A/X/Y
Choice Gold Rush Pairs	Choice Gold Rush Pairs	Choice Gold Rush Pairs	Choice Gold Rush Pairs
GHI Side Pairs 1/3	GHI Side Pairs 2/3	GHI Side Pairs 2/3	GHI Side Pairs 3/3
	GHI Side Pairs 3/3	GHI Side Pairs 3/3	GHI Side Pairs 3/3
SUN - 27th	10 AM		


Stratified Swiss Teams Two Session Playthrough (LUNCH AVAILABLE TO PURCHASE)
 A: 2500+; B: 1000-2500; C: 0-1000

ACBL MEMBERS WITH 0-5 MASTERPOINTS PLAY FREE

GREAT HOSPITALITY: FREE COFFEE AND TREATS EVERY MORNING AND AFTERNOON

Tournament Chair:
 Yvette Neary - 414-526-9035
 Email: yneary@gmail.com
Partnership: Mardi Mattison - 262-518-0037
 Email: mmattison@wi.rr.com
I/N Chair: Judy Burzynski - 262-542-7529
 Email: burzynski@dcim.com
 Bob Steuer - 414-378-2817
 Email: bob@rksteuer.com

Stratified Open Events - A: 3000+; X: 1500-3000; Y: 0-1500
 Gold Rush Events - 0-150; 150-300; 300-750
 Choice Events - Players choose 2 sessions to be eligible for overalls
 Stratified Side Games - A: 2500+; B: 1000-2500; C: 0-1000
 Masterpoint averaging is in effect for all Pair Game & Swiss Team Events
 KO events with only one Bracket will be handicapped



Milwaukee Fallfest Sectional

October 5 - 8, 2017

Cardinal Stritch University
 Bonaventure Hall Conference Center
 6801 Yates Road – Milwaukee WI

Thursday, October 5

9:30 AM Stratified Pair/Teams
Stratified 299er Pairs

1:30PM Stratified Pair/Teams
Stratified 299er Pairs

Friday, October 6

9:30 AM Stratified Pair/Teams
Stratified 299er Pairs

1:30 PM Stratified Pair/Teams
Stratified 299er Pairs

Saturday, October 7

9:30 AM Gary Williams Memorial Swiss Teams – Two Sessions

Sunday, October 8

9:30 AM Stratified Pair/Teams
Stratified 299er Pairs

1:30 PM Stratified Pair/Teams
Stratified 299er Pairs

Strata for all Open events: 0-750/750-2500/2500+
 Strata for 299er Events: 0-50/50-100/100-300
 Strata may be adjusted as attendance warrants

Tournament Chair: Yvette Neary
 Phone: 414-526-9035
 Email: yneary@gmail.com

Partnership Chair: Meredith Mattison
 Phone: 262-518-0037
 Email: mmattison@wi.rr.com

IN Co-Chairs:
 Judy Burzynski - 414-228-3470
 Bob Steuer - 414-378-2817

DIRECTIONS: Hwy 43 to Exit 80 - Good Hope Rd
 East to Port Washington Road
 Turn right (south) 1/2 mile to entrance on left